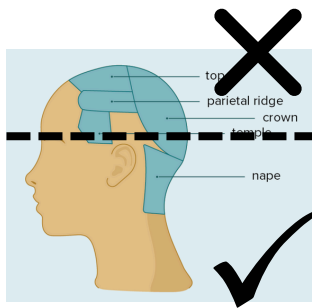


# ENSEMBLE HAIR

Please come with hair done beginning  
**Sunday 1/4/26** for hair and makeup check.

All performers/parents are responsible for styling their own hair. Multiple ensemble roles require snug headpieces, so **all hairstyles must be:**

1. At or below the crown and temples
2. Out of the face- in front and profile view
3. Well-secured with pins, clips, hairspray, and gel




Please select one of the following approved styles:

## 1 - Pinned Back



## 2 - Low Pony or Braid



## 3 - Low Bun or Twist



You are welcome to add your own flair using braids, curls, twists, and ties, but please observe the rules listed above. For inspo pics, scan the code.



**HAVE QUESTIONS?  
LET US HELP!**

# SHREK THE MUSICAL

## THEATRE KIT ESSENTIALS

### HAIR & MAKEUP

- Makeup & Brushes
- Remover Wipes / Baby Wipes
- Brush & Comb
- Bobby Pins
- Hair Pins
- Hair Ties


### PERSONAL ITEMS

- Safety pins
- Band-aids
- Deodorant
- Water

## PLEASE AVOID:



Loose hair  
Blocks face



Unsecured



Too high



Katherine Huotari, MYART Alum  
714-293-7789  
Yesica Baeza, MYART Parent  
480-334-4898

# LEAD HAIR

Please come with hair done beginning  
**Sunday 1/4/26** for hair and makeup check.

<b>Donkey</b> <b>Gingy</b> <b>Papa Ogre</b> <b>Shrek</b> <b>Young Shrek</b>	This character will wear a full headpiece. Style your hair in the most comfortable way, but wig prep & caps are <b>highly recommended</b> . See the wig prep guide below.
<b>ALL Fionas</b> <b>Farquaad</b> <b>Mice</b> <b>Wicked Witch</b> <b>Sugar Plum</b> <b>Fairy Godmo.</b>	This character will wear a wig. Please see the wig prep guide below and purchase your own wig caps. Come to call time with your hair prepped underneath the wig cap.
<b>All other Leads</b>	These leads can use their ensemble hairstyle for their lead role as well. Please come to call time with your hair done.

## WIG PREP

There are different ways to prep your hair for a wig depending on hair length and thickness. Methods include but are not limited to: pin curls, buns, twists, and braids. Tools needed are bobby pins and hair pins.

Hair should be prepped to be as flat as possible against the scalp, pulled away from the hairline on all sides, and following the natural curvature of the skull. Improper prep will cause the wig to not fit correctly.

Not all prep methods work for all hair lengths and types. Please select the type that works best for your hair.






**QUESTIONS? LET US HELP!**

Katherine Huotari, MYART Alum  
714-293-7789

Yesica Baeza, MYART Parent  
480-334-4898



Braids



Pin Curls

